

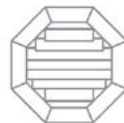
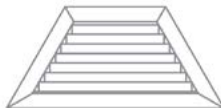
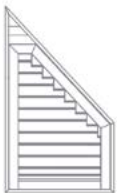


Aluminium Features

Our Aluminium Shutter is the strongest and most robust shutter in our range. Made with thicker profiles from quality premium T5 Aluminium, they are designed to suit the harshest of conditions whilst retaining a sleek and modern aesthetic.

- Well suited for external applications: Patio, Deck, outdoor living space
- Unique Cedar Woodgrain replica available
- Scratch resistant with our superior powder coating
- The highest quality T5 grade Aluminium
- L Frame and Z Frame with Mohair trim
- S Blade 89mm with Mohair in Supatilt
- Elliptical 89mm blade with Clearview or Supatilt
- Patented concealed blade tension device | new blade lock
- 10 year warranty*

5 special shapes available





Mount Method: Hinged, Bifold, Sliding, Fixed

Shaped: Raked, and 5 special shapes

Mount Configuration: Face, Reveal

Mount Style: Full Height, Café, Tier on Tier

Blade Sizes: 89 elliptical, 89 S Blade

Control Methods: Dual Clearview or Supatilt

Blade Rotation: Dual Closure

Colour options: 5 standard colours and 1 Cedar Wood grain replica (Special colours on request with extra charge)

Cyclone Rating Certificate available upon request

PANEL SIZE LIMITATIONS

Max Width - Hinged Panel	950
Max Width - Tracked Bi-fold Panel	750
Max Width - Sliding / Fixed	1500*
Max Width - Single Panel	1500*
Max Width - Sliding with Butt stile	2600
Min Width	200



** under conditions*