

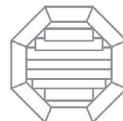
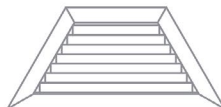
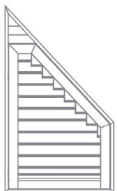


## ALUMINIUM

Our Aluminium Shutter is the strongest and most robust shutter in our range. Made with thicker profiles from quality premium T5 Aluminium, they are designed to suit the harshest of conditions whilst retaining a sleek and modern aesthetic.

- 130mm and 89mm Elliptical blade
- 89mm S Blade with Supatilt comes standard with a soft close Mohair seal
- Patented Supatilt: No visible bars or rods
- Patented concealed blade tension device
- New spring loaded blade lock with 4 preset positions
- Door handle, Safety lock and Key and Locking Bolts are available
- Two part hinge for easy installation available in Black and White
- Thicker U channels
- Unique Cedar Woodgrain replica
- Scratch resistant powder coating
- The highest quality T5 grade Aluminium at 13kg p/m2. Much stronger than others
- Verticle Louvres available
- \*10 year warranty

5 special shapes available





# Aluminium Features

**Mount Method:** Hinged, Bifold, Sliding, Fixed, Wall mounting bracket

**Shaped:** 5 special shapes

**Mount Configuration:** Face, Reveal

**Mount Style:** Full Height, Café, Tier on Tier

**Blade Sizes:** 89, 130mm Elliptical, 89mm S Blade

**Control Methods:** Dual Clearview or MYT Patented Supatilt

**Blade Rotation:** Dual Closure

**Colour options:** 5 standard colours and 1 Cedar Wood grain replica (Special colours on request with extra charge)

*Cyclone Rating Certificate available upon request*

## PANEL SIZE LIMITATIONS

<b>Max Width - Hinged Panel</b>	950
<b>Max Width - Tracked Bi-fold Panel</b>	750
<b>Max Width - Sliding / Fixed 89mm elliptical</b>	1300*
<b>Max Width - Sliding / Fixed 89mm S Blade</b>	1500*
<b>Max Width - Sliding / Fixed 130mm elliptical</b>	1800*
<b>Max Width - Single Panel</b>	1500*
<b>Max Width - Sliding with Butt stile</b>	2600
<b>Min Width</b>	200



*\* Under conditions*